

**a quality
range of
HAND..
MOTOR..
ELECTRIC
models**

For reliable service

★ SUPER **J·P** MOWERS ★

Manufactured by THE J·P ENGINEERING CO. LTD.

MEYNELL ROAD · LEICESTER · ENGLAND

TELEPHONE: 67542 (2 Lines)

J.P.

machines are designed to give the user trouble-free service with the utmost cutting efficiency combined with ease of movement. A beautiful lawn requires to be cut and trimmed regularly, and all Gardeners will agree that a good machine is essential for the best results. The best and most suitable materials only are used in the construction, and methods of manufacture are controlled to precision standards of interchangeability. These features combine to make the range illustrated here, outstanding for high quality and performance.

A J.P. user is a satisfied and proud owner

- Hand** {
- MINOR size 11"** ●
 - MAXEES sizes 12", 14"** ●
 - SUPER sizes 12", 16"** ●
 - BOWLS/GOLF size 16"** ●
- Power** {
- MAXEES ELECTRIC**
sizes 12", 14" ●
 - ELECTRIC size 16"** ●
 - Electric Conversion Units** ●
(For Maxees and Monarch only)

See separate leaflets for PETROL MODELS

J.P. MINOR SIZE 11"

Here is the popular priced roller type mower with the extra quality. A light machine, easily manipulated, ideal for small lawns, banks and verges.

Specification:—

- ★ Spannerless handwheel adjustment for rotary cutter and front rollers.
- ★ Five blade rotary cutter mounted on double race self aligning ball bearings.
- ★ Freewheel double reduction chain drive transmission, totally enclosed.
- ★ Steel tubular handlebars, adjustable for height.



J.P. MAXEES SIZES 12" & 14"

The Maxees machine now made in two sizes featuring the **J.P. detachable cutter unit**, as illustrated.

A fine machine, designed for efficient cutting performance and years of trouble-free service.

Specification:—


- ★ Spannerless handwheel adjustment for rotary cutter and front rollers.
- ★ Six blade rotary cutter mounted on double race self aligning ball bearings.
- ★ Double reduction chain drive transmission, totally enclosed.
- ★ Steel tubular handlebars, adjustable for height.
- ★ Two part rear roller drive with independent freewheel clutch,



J.P. MAXEES DETACHABLE UNIT

The design of both the 12" and 14" Maxees machines incorporates the feature of the J.P. detachable cutter unit, which can be instantly removed from the chassis for cleaning, oiling and adjustment.

This facility will readily be appreciated as of great advantage for service and maintenance requirements.



Both Maxees models can also be supplied with electric drive to cutters only.

J.P. SUPER SIZES 12" & 16"

The J.P. Super has long enjoyed a high reputation for its design and precision manufacture, to give perfect cutting results. Suitable for larger lawns and sports areas.

Specification:—

- ★ Three part Rear Roller.
- ★ Transmission incorporating epicyclic gears, in centre section of rear roller, totally enclosed in oil bath.
- ★ Six bladed rotary cutter mounted on self aligning ball bearings.
- ★ Handwheel adjustments for cutter setting and front rollers.
- ★ Reversible shear blade giving reserve cutting edge.
- ★ Steel tubular handlebars, adjustable for height.



J.P. SUPER BOWLING AND GOLF GREEN MODELS SIZE 16"

Similar in design to the Super Standard machine, but with multi-blade cutter to give higher frequency of cut to ensure perfect finish for professional requirements.

Specification:—


- ★ Three part rear roller.
- ★ Transmission incorporating epicyclic speed up gears, in centre section of rear roller, totally enclosed in oil bath.
- ★ Nine bladed rotary cutter to give 31 cuts per ft. mounted on self aligning ball bearings.
- ★ Handwheel adjustments for cutter setting and front rollers.
- ★ Special single edged razor shear blade.
- ★ Steel tubular handlebars, adjustable for height.
- ★ Golf Green model is featured with special front roller assembly to give shorter wheel base.



J.P. SUPER ELECTRIC SIZE 16"

Specification:—

- ★ Powered by totally enclosed 1/3 H.P. Motor.
 - ★ Transmission incorporating epicyclic speed up gears, in centre section of rear roller, totally enclosed in oil bath.
 - ★ Three Part Rear Roller.
 - ★ Independent Clutch gives self propelled drive or to cutters only.
 - ★ Six bladed rotary cutter mounted on self aligning ball bearings. on standard model, with reversible shear blade.
 - ★ Nine bladed rotary cutter, on self aligning ball bearings, to give 31 cuts per foot on Bowling Green model, with single edged razor shear blade.
 - ★ Handwheel adjustments for cutter setting and front rollers.
 - ★ 75 ft. Cable supplied with machine, extra available if necessary.
- Motors supplied for various voltages. Please state voltage when ordering.




*Specialists in the manufacture
of High-Class Hand and
Power Mowers*

JP
Super


PRECISION ENGINEERED LAWNMOWERS

CARRIERS FOR YOUR HAND AND POWER MOWERS

This simple two-wheel transport carrier for hand machines is a great help when a mower has to be moved some distance, or manœuvred down terrace steps. Robust steel framework, fitted with rubber-tyred wheels.



A carrier is really essential for the heavier Electric or Simplex Power machines, for it is undesirable to run the machine under power to the lawn, and steps or slopes are best negotiated by using the carrier. The framework is sturdily made of steel, and the steel disc wheels have rubber tyres.



MANUFACTURED BY
THE J·P ENGINEERING CO. LTD.
MEYNELL ROAD · LEICESTER · ENGLAND
TELEPHONE: 67542 (2 Lines)