

ATCO**SERVICE
BRANCHES**

LONDON
Albert Road North
Reigate, Surrey
Telephone:
Reigate 5731-2-3-4-5

NEWMARKET (Suffolk)
176 Exning Road
Telephone:
Newmarket 2539, 2632

BIRMINGHAM (Warks.)
1210 Stratford Road
Hall Green
Telephone:
Springfield 2132, 3923

CHEPSTOW (Mon.)
Castleford, Tutshill
Telephone:
Chepstow 2732, 2114

PRESTON (Lancs.)
The Grove, School Lane
Longton, Nr. Preston
Telephone:
Longton 2451-2-3

SHEFFIELD (Yorks.)
Rotherham Road
Eckington
Telephone:
Eckington 2373-4

DARLINGTON (Co. Durham)
McMullen Road
Telephone:
Darlington 2671, 66939

EXETER (Devon)
Marsh Green Road
Marsh Barton
Telephone:
Exeter 73882, 54017

READING (Berks.)
Boulton Road
Telephone:
Reading 84258-9

SCOTLAND
Industrial Estate
Larkhall, Lanarkshire
Telephone:
Larkhall 370-1

N. IRELAND
Stanley Harvey & Co. Ltd.
Clarence Street West
Belfast
Telephone:
Belfast 31057-9 (3 lines)

EIRE
Irish Atco Limited
16-18 Orwell Road
Rathgar, Dublin
Telephone:
Dublin 907122

TERMS OF BUSINESS: Prices and specifications are subject to alteration without notice and, in the Home Market, our goods are sold subject to our Terms of Business as quoted in our Price Lists.

CHARLES H. PUGH LIMITED

P.O. Box No. 256
ATCO WORKS . TILTON ROAD . BIRMINGHAM 9
England
Telephone: VICToria.2524 (4 lines)
Telegrams: Accuracy, Birmingham


Printed in England

300 MH 10/62 B.J.



By Appointment
To Her Majesty the Queen
Motor Mower Manufacturers
Charles H. Pugh Ltd.


**A guide to the
Range of—**

**MOWERS**

ATCO's complete range is briefly introduced in this folder, but should additional information be required about any particular model, separate literature concerning it is always available upon request to your stockist or the manufacturers. Leadership in the field of power mowing for over 40 years has established for ATCO not only a quality advantage but a reputation for first class after-sales service! Discerning buyers therefore choose ATCO, because to them, low first cost is not everything! Take, for instance, the ATCO 12 inch and 14 inch 4-stroke models—sales have never been higher and still more users are turning to them for even the most diminutive lawn, hitherto the province of the hand mower! Now, the choice of ATCO for the small to medium sized lawns is further widened by Battery-Electric models—increasingly popular with those who place quietness and convenience above all else and to whom the fascination of electric power mowing appeals. ATCO 17 inch and 20 inch 4-stroke mowers are in great demand for the larger private lawn, while the needs of long hourage users—corporations, contractors and estate owners for instance—are admirably served by ATCO's heavier roller type machines, Rotaries, Sidewheel models, Gangs and the Multi-purpose Atcoscythe. In this section a new, sturdy 20 inch Sidewheel model has been introduced. While it is ideal for duties such as verge cutting, it will also have wide appeal wherever there is a need for a medium width machine to operate for long hours in arduous conditions.

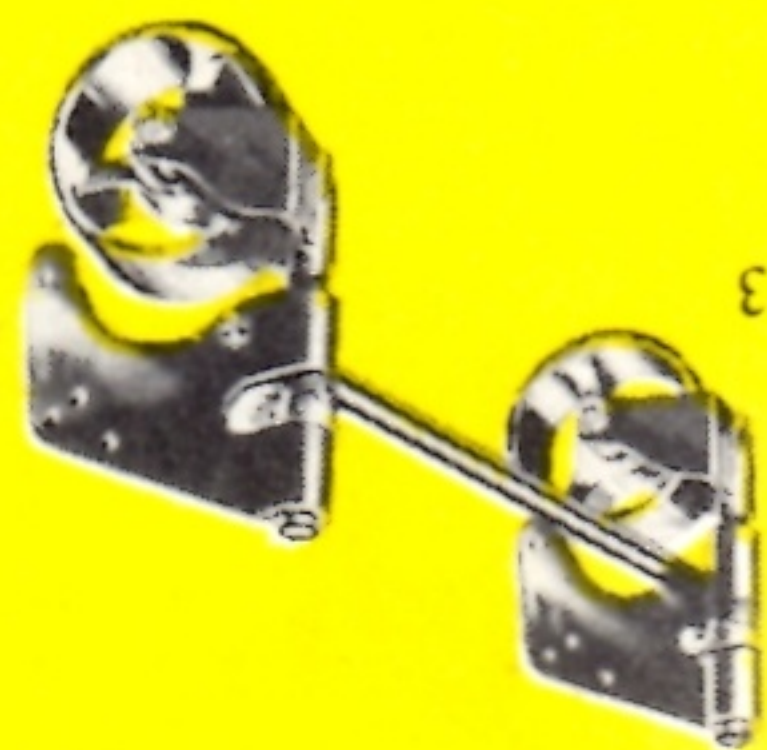
All ATCOs are easy to handle and very manoeuvrable, and often a larger machine than had first been considered will show a very worth-while saving in time and maintenance. The extra cost is very little, and there is really no need to suffer the inconvenience of a machine which is too small for the job.

And remember, ATCO supremacy is largely based on Service!




4 Trailer Seat Attachment

Easily attached and detached, the Trailer Seat is designed for use with the 24 inch, 28 inch and 34 inch models providing ease of control by the operator from the seat for long periods of mowing without fatigue.



3 Side or Swivel Front Rollers

Standard full width front rollers are suitable for most conditions, but in countries Overseas, coarser or longer grass and less frequent mowing may call for Side or Swivel Front Rollers. The former is designed for the 12 inch and 14 inch models only, while Swivel Front Rollers are available for all other roller type ATCOs. Both types are fully adjustable for height and designed for use with the five or six bladed cutter. Available for special Overseas conditions are nine bladed cutters, as an optional extra, for use on turf of exceptionally fine grass species. (Side front rollers not illustrated).



2 Mower Carriers

For use where the ATCO has to be moved over rough ground or any irregular surface. Fitted with rubber tyres.



1 Lawn Edge Trimmer

Light and well balanced, the ATCO Lawn Edge Trimmer keeps the lawn edges as trim and smart as the lawn itself.


ACCESSORIES**mowers****ATCO**

ATCO's range of Mowers for 1963!

12 inch and 14 inch models

Engine: Sturdy 4-strokes. Air cooled by fan and cowl.
Starter: Recoil starter. **Clutch:** Fitted with double friction discs.
Rear Roller: One-piece. **Roller Drive Release:** To allow engine to drive cutters only. **Cutting Cylinder:** 12 inch and 14 inch widths, 5 blades, 74 cuts per yard.
Front Rollers: Hardwood rollers. Wing adjusting nuts. **Scraper bar.** **Weight:** 12 inch 59 lbs. 14 inch 83 lbs.
Tank Capacity: 2½ pints. **Fuel Consumption:** ½ to ¾ pint per hour approximately.
PRICES 12 inch £29 15 0. 14 inch £34 0 0.


12" Model



14 inch and 17 inch Battery-Electric models

Motor: Electric G.E.C. specially designed for Atco mowing. **Battery:** Special 12 volt/8 volt.
Charger: Built-in. Two types available, 200/250 volt or 100/120 volt; off A.C. supply. **2-speed control:**
Rear Roller: 14 inch One-piece. 17 inch Two-piece with ratchet drive. **Roller Drive Release:** To allow motor to drive cutters only.
Cutting Cylinder: 14 inch and 17 inch widths. 5 blades. 74 cuts per yard. **Front Rollers:** Hardwood rollers. Wing adjusting nuts. **Scraper bar.** **Weight:** 14 inch 100 lbs. 17 inch 110 lbs. **Area mown on one charge:** 14 inch from 1,200 to 1,600 sq. yds. 17 inch from 1,400 to 1,900 sq. yds., depending on conditions.
PRICES 14 inch £44 0 0. 17 inch £48 0 0.

14" Model



20 inch H.D. and 24 inch models

Engine: A.V. 150. H.S. 4-stroke. Cooled by fan and cowl.
Starter: Sturdy recoil starter. **Clutch:** Fitted with three friction discs. **Rear Roller:** 20 inch Two-piece with ratchet drive. 24 inch Three-piece with ratchet drive.
Cutting cylinder: 20 inch and 24 inch widths. 6 heavy duty blades. 68 cuts per yard. **Front Rollers:** Hardwood rollers. **Weight:** 20 inch 147 lbs. 24 inch 160 lbs. **Tank Capacity:** 4½ pints petrol. **Fuel Consumption:** 1½ pints per hour approximately.
PRICES 20 inch £79 0 0. 24 inch £99 0 0.

14" and 17" B.E. Models




17 inch and 20 inch models

Engine: Sturdy 4-strokes. Air cooled by fan and cowl.
Starter: Recoil. **Clutch:** Fitted with double friction discs.
Rear Roller: Two-piece with ratchet drive. **Roller Drive Release:** To allow engine to drive cutters only. **Cutting Cylinder:** 17 inch and 20 inch widths. 6 blades. 75 cuts per yard.
Front Rollers: Hardwood rollers. Wing nuts. **Scraper bar.** **Weight:** 17 inch 110 lbs. 20 inch 118 lbs.
Tank Capacity: 2½ pints. **Fuel Consumption:** Approximately 1½ pints per hour.
PRICES 17 inch £45 0 0. 20 inch £53 0 0.



17" & 20" Models

20" H.D. & 24" Models



Demonstrations

On the mainland of Great Britain your nearest Atco Branch or dealer will gladly arrange a free, non-committal demonstration at any time.


If you are resident Overseas please apply to your Atco Distributor. The relevant address is on the back of this folder.

The fully powered long grass cutting Atcoscythe and attachments are described in a separate folder available on request.

20 inch 'Special' model

Engine: A.V. 150. H.S. 4-stroke. Air cooled by fan and cowl.
Starter: Robust recoil starter. **Clutch:** Fitted with three friction discs. **Cutting Cylinder:** 20 inch width. 12 blades. 45 cuts per foot. **Cutter Release:** Permitting machine to be driven with cutting cylinder disengaged. **Rear Roller:** Two-piece with enclosed ratchet drive. **Front Rollers:** Four aluminium sections. **Scraper bar.** **Front Roller Brackets:** Designed to avoid 'scalping' on undulating greens.
Power driven transport wheels: **Weight:** 150 lbs. **Tank Capacity:** 4½ pints petrol. **Fuel Consumption:** 1½ pints per hour approximately.
PRICE £90 0 0.


20" 'Special' Model



20 inch Sidewheel model

Engine: Sturdy A.V. 150. H.S. 4-stroke. Air cooled by fan and cowl. **Starter:** Recoil. **Clutch:** Fitted with three friction discs. **Frame:** Robust all-steel construction. **Handles:** Adjustable for height. **Drive:** Ratchet and gear drive to wheels. Enclosed chain to cutting cylinder. **Wheels:** Rubber tyres 11" dia. x 3" wide. **Cutting Cylinder:** 20 inch width. 5 sturdy blades; 6" dia. 31 cuts per yard. **Trailer Wheels:** (for height of cut) Two solid rubber tyres with steel centres. 1½" wide x 5" dia, providing 1½" to 2" height of cut. **Weight:** 143 lbs. **Tank Capacity:** 4½ pints petrol. **Fuel Consumption:** Approximately 1½ pints per hour.
PRICE £65 0 0.

20" Sidewheel Model



18 inch and 21 inch Rotary models


Engine: A.V. 150. V.S. 4-stroke. Air cooled by fan and cowl.
Starter: Recoil. **Frame:** All steel. **Drive:** Direct to Rotary arm, with friction safety device. **Wheels:** With 8 inch diameter rubber tyres. **Height of cut:** By 'Heightomatic'. From ¼ inch to 3¼ inch. Four wheels adjusted simultaneously by lever, no tools. **Cutters:** 'Roto Lift' balanced rotary cutting arm. Two knife blades with three cutting edges. **Handles:** Adjustable for height. Rigid or floating. **Weight:** 18 inch 70 lbs. 21 inch 95 lbs. **Tank Capacity:** 18 inch 4½ pints. 21 inch 3½ pints.
PRICES 18 inch £29 15 0. 21 inch £38 0 0.

18" & 21" Rotary Models



28 inch and 34 inch models

Engine: A.V. Mk. 25. 4-stroke. Cooled by fan and cowl. **Clutch:** Metal to metal cone clutch of generous dimensions. **Rear Roller:** Three-piece with full self-lubricating differential. **Cutting Cylinder:** 28 inch and 34 inch widths, 6 heavy duty blades. 81 cuts per yard. **Front Rollers:** Aluminium sections with grease packed bushes. **Starter:** Kick Starter. **Weight:** 28 inch 310 lbs. 34 inch 333 lbs. **Tank Capacity:** 4½ pints petrol. **Fuel Consumption:** 28 inch approximately 1½ pints per hour. 34 inch approximately 2 pints per hour.
PRICES 28 inch £160 0 0. 34 inch £180 0 0.



28" & 34" Models