

ADVERTISEMENTS

FOR SALE

Ransomes Patent Gear Automaton 12", no box; JP Super 12" c/w box; JP Minor 11"; JP Maxees 12" c/w Box; Greens Monitor MkII no box; Ransomes Minor Mk. 7 c/w box; Webb 12" hand mower no box. Would like to sell together if possible. C: Tony Hawkes T: 01952 223939 (Telford)

Wheelhorse Raider 10 garden tractor c/w 10hp Kohler engine, rebuilt gearbox, new exhaust and belts. Good tyres and decals, includes rotavator, snow plough, tipping trailer, milk churn trailer and 4 churns, cutter deck. Open to offers. C: Tony Hawkes T: 01952 223939 (Telford)

20" Royal Enfield exactly as on page 22 of David Halford's Shire Album book, c/w cantilevered grassbox but sadly no trolley. Good condition and complete; 14" Enfield with vertical engine but still with epicyclic clutch, c/w grassbox. Presumed late post war. Good runner when last used. Ideally, would exchange either or both for pre-war 12" (preferred) or 14" R.E. with sloping engine; 14" Webb battery electric c/w batt. cover (but no batt.) and grassbox. Free to reasonable home. C: Ollie Rackham T: 0115 913 5130 E: rackham@cordham.co.uk (Nottingham).

16" Atco Standard 1920s £100; 14" Atco kickstarts 2 & 4 strokes £40; Qualcast? 1970s 4 stroke £30. All runners c/w boxes C: K Stewart T: 01708 342163 E: Mediabus1@aol.com (Romford)

12" Greens Zepher 12 blade, no box. Free to a good home. C: Mr or Mrs Banks T: 01252 330921 (Aldershot)

Spares for 12" JP, complete except the two sides; 18" Ransomes Grass Box. C: K. Sharp. T: 01522 793582 (Lincoln)

36" Allen Scythe 1935 or so, free. C: Tony Fisher T: 01767 680668 (Sandy, Beds)#

12" Ransomes Ajax. C: Mr. Riches T: 01763 837204 (Royston, Herts)#

Webbs push mower C: Mr Williams T: 01767 316446 (Biggleswade, Beds.)#

14" Qualcast Super Panther Deluxe 3 Speed Electric, in working condition, offers. C: Tony Hughes T: 020 8764 5960 E: hughesthegas@aol.com (Wokingham)#

12" Ransomes Ajax, c/w box, any reasonable offer. C: Paul Hawkins T: 01733 340802 E: paulh41@clara.co.uk (Peterborough)#

12" Greens Silens Messor, c/w box, offers. C: Tracey Riley T: 01964670798 E: tracey_riley@tiscali.co.uk (Withernsea)#

14" Ransomes Certes Mk 8, c/w box, working, £100. C: Allan Makinson T: 01282 615122 (Burnley)#

10" Webb Whippet 1960-65, c/w box, offers. C: Simon Calvert T: 01214743210 E: simon.calvert@virgin.net (Solihull)#

14" Atco kick start 1955-60?, c/w box, offers. C: Richard Robinson T: 01246 566639 E: richard@robinson2000.fsworld.co.uk (Chesterfield)#

14" Ransomes Mk 6 Minor mid 1950's, c/w box, £75ono. C: John Brough T: 01243 542946 E: jbsussex@aol.com (Chichester)#

14" JP Super Simplex c1946 Villiers 2S, c/w box, £150. C: Paul Brookes T: 01258 453327 E: paul.brookes@pgon.co.uk (Blandford)#

Two off 16" Suffolk Super Punch, c/w box, offers. C: James McCormack T: 07805 338 747 E: james.mccormack@hotmail.co.uk (Glossop)#

Webb Witch, c1965, c/w information/instruction leaflet. C: Carolyn Hucker T: 01902 682943 E: cazcomps@hotmail.com (Wolverhampton)#

Hand Mower, USA 1940s, Free. C: Sharon Priestley T: (01223) 475158 E: slp145@hotmail.com (Cambridge)#

12" Webb Witch, 1975, offers. C: Alan R Jones T: 07778 326281 E: alanjones.bramham@btopenworld.com (Leeds/York)#

12" Webb Wasp Series 5, c/w box, offers. C: Andy Simmonds T: 01245491268 E: andy.v.simmonds@btinternet.com (Chelmsford)#

14" Ransomes Fourteen 1960s BSA 65, c/w box, offers. C: Clive Claxton T: 07788458197 E: clive@claxton.eu (Ipswich)#

12" Atco 1948 Villiers, c/w box, £50. C: A J Gillett T: 01273 858 700 E: founderscompany@aol.com (Lewes)#

16" Ransomes motor mower Model 41, c/w Villiers, c/w box, £35ono. C: Peter Hares T: 01278 741360 E: pete_sueh@btinternet.com (Bridgwater)#

Two off, 24" Sears Roebuck 1949-50, \$400. C: Brent Jackson T: 001 989 975 5055 E: cornpop1@webtv.net (Michigan USA)#

20" Hayter Ambassador, c/w box, Free (if collected). C: Jeanne Davis T: 01491 838494 E: RandJ@rodneymorris.plus.com (Wallingford)#

24" British Anzani Lawnrider, c/w box. C: Les Hughes T: 01386462769 E: ldj.hughes@btinternet.com (Pershore)#

18" Ransomes Marquis Mark 4A 1972, c/w box, c/w instruction manual, donation to Oxfam please. C: Peter Saunders T: 01235 850245 E: peter.saunders@ukonline.co.uk (Oxford)#

Webb Witch, c/w box, good condition, £50. C: Peter Goddard T: 020 86 42 82 59 E: pdgoddard@gmail.com (Cheam)#

JP Minor Mk2, c/w box. C: James Taylor E: jamesrtayloruk@yahoo.co.uk (Eastbourne)#

Greens SM Junior; Atco motor mower, 1950s, free to good home. C: Chris Dady E: cdady@supanet.com (Norwich)#

Greens Master Lightweight, 1950s, complete. C: Collen Baker T: 07831 560450 E: collen@cool-tech.org (Bury St Edmunds)#

20" Ransomes Antelope; JAP engined motor mower. C: Bill White E: whitebil@gmail.com (Cardiff)#

20" Atco motor mower. C: Dave Duggan T: 01424 460133 E: dave@oaklandvale.co.uk (Hastings)#

Ransomes Ajax. C: EJ Bartholomew T: 01793 611391 (Reading)#

WANTED

Grassbox for 14 inch Atco Kickstart. C: David Gibbs. T: 01476 575554 M: 07814 003712 E: david_john_gibbs@hotmail.com

12" Ransomes Ajax. C: Garry Stark T: 07854 782342 E: roosterbooster69@hotmail.co.uk (Crawley)#

Instruction manual / spare parts list (or photocopies) for a 50cc BSA side valve engine as fitted to my 1960s Ransomes Sprite. C: Jack Frost. T: 01747 870960

Pre 1940 lawn mowers. Anything considered except Atco including individual machines and whole collections. Write to Michael Duck, 1 Belmont Terrace, Shepton Beauchamp, Somerset TA19 0JX.

To add to my collection: Drummond Willing Worker motor mower; Shanks Jehu; 1920s Greens motor mower; John Shaw Governor water cooled mower; unusual Victorian hand mowers. Good prices paid. Distance no object. Could part exchange 1927 30" square tank motor mower. C: Dusty Miller T: 023 92632620 E: dusty@pmiller7.fsnet.co.uk (Waterlooville)

Note: A = Address; C = Name; T = Telephone; M = Mobile; E = Email; F = Fax; # = Non-Member; Nearest Main Town (In Brackets)

When submitting adverts for Grassbox please use the following format: size and name of machine, supporting details inc presence of grass box, contact name, telephone number, email address, location. Specific "wants" are included once unless repeats are requested. General "wants" (eg "I want mowers for my collection") will be included without request unless space is very tight.

HALL & DUCK INFORMATION SERVICE

The Hall & Duck Trust can provide information on almost any make and model of lawn mower. For just £6 per machine they will search their extensive information archive and provide copies of documents found, dates of manufacture and more. Special rates for multiple queries. Please make cheques payable to "The Hall & Duck Trust". Send queries with cheques to: **Andrew Hall, Archivist, The Hall & Duck Trust, 1 Belmont Terrace, Shepton Beauchamp, Ilminster, Somerset, TA19 0JX. T: 01460 241374 /E: archivist@hdtrust.co.uk W: www.hdtrust.co.uk**

DENNIS Z TYPE SPARES

(former stock of Geoffrey Brooks)

Engine Parts - Piston Rings - Connecting Rods - Oil Pump Drive Gears

Cutting cylinders for 24" and 30" (not 36") and bottom blades Transmission Parts

Second hand cylinders and rear rollers
hq@testvalleytrout.co.uk
01794 512453

Christopher Saunders-Davies
Old Lawnmower Club Member

THE MOWER CENTRE

For all sorts of spare parts

Atco - Suffolk - Dennis - Villiers - JAP - Briggs & Stratton - Kohler
Gaskets - Piston Rings - Ignition Coils - Silencers - Cables
Petrol Taps - Oilers - Points - Condensers

Atco Kick Start Springs

Call Us For Our Mail Order Price List
01323 842477

John Cruse
Old Lawnmower Club Member

GARFITTS SPARES

Contact Richard Jones on 023 92598601 or by email at richard.jones@oldlawnmowerclub.co.uk to order bottom blades, cutting cylinders and fixing screws from Garfitt's of Sheffield. Items ordered through Richard are subject to special terms and you only need to pay the club after the order is received. Richard will also be able to offer general advice on removal and replacement of the blades.

MEMBERSHIP RENEWALS

Membership runs from 1 June to 31 May each year and lapses for those who do not rejoin by the end of July. Renewal notices will be sent out during June. Members who join the club for the first time between 1 January and 31 May 2008 will not need to renew this year. You can check the status of your membership on the bottom right hand corner of the address label on the envelope containing the current Grassbox. This number indicates the year to which your

membership runs. For example, 8 indicates that you are a member until May 2008.

MEMBERS DIRECTORY

We will be producing the new Annual Directory of Members in time to send out with the next Grassbox. The entries for these are based on information supplied by members when they join (or rejoin) the club and we can only include what we have on record. We will be happy to update details for any member on request. We are also particularly keen to include as many email addresses as possible so if you have a new email address (or haven't told the club that you have one) please send an email to directory@oldlawnmowerclub to ensure its inclusion.

Issued as a supplement to Grassbox 66
Autumn 2008

TECHNICAL TIP 1: BROKEN JP ROLLERS

A recently acquired JP 16" Power Mower (made in 1935) had been rescued from a skip and although more or less complete had suffered some damage, the most crucial being a shattered right half of the centre rear roller. This centre section is cast iron and breaks relatively easily on impact and as none of the broken off pieces were available there was no chance of a repair.

So what to do? Few of these mowers survive and therefore finding one that I could rob was unlikely so some thought was required. Maybe I could use the part from a post-war JP Simplex which are plentiful and I wouldn't feel so bad about robbing one, but the drive from the engine on these is on the left whereas mine was on the right. The drive to the rear rollers, and the cylinder cutter, is transmitted by a half shaft to the centre rear roller (containing differential gearing) which then turns the roller outer sections by a pawl and ratchet arrangement. The ratchets are cast integral to each half of the centre section and face the wrong way for what I wanted.

The Super hand mowers are built in a similar way but this time the outer sections – pushed by the handlebars rather than the motor – drive the centre section and hence the cylinder cutter, so the pawls and ratchets are reversed. So all I had to do in theory was to find an old 16" hand mower and use the left half of the centre section from that as the right half of mine.

Eventually a suitable 16" Super hand mower was found (free), very rusty and seized up but dismantled quite easily. It too had a broken cast iron section, the same (right) half as mine but since the plan was to use the left half from it this would not matter. Having separated the two halves, cleaned out 80 odd years of semi-solidified oil, the differential gears were found to be in good condition and so the two planet wheels were kept in position. The power mower needs a longer half shaft on the left to carry the clutch disk so the original with its sun wheel was put into the new half casing as was the other half shaft with its pinion gear to carry the chain sprocket.

The old and new halves were then bolted together with jointing compound on the mating surfaces (no gasket) and the two outer rollers assembled onto the tubes through which each half shaft runs. A check was made to confirm the pawl and ratchet assembly was indeed working correctly and then the whole assembly complete with bearings was then offered up to the main chassis, the main drive chain reconnected and the bearing caps on each side secured. This is a much simpler job than with a post-war Simplex power mower which requires the whole chassis to be separated by taking off the right side frame.

This is a simplified description of what the job entailed. If anyone needs to do the same or even dismantle and refurbish one of these mowers I'd be pleased to offer advice. I've done two of them now and they both seem to work OK.


Henry Ellis

TECHNICAL TIP 2: UNSEIZING BLOCK CHAINS

Many of us will at some point have acquired a rusty Patent Chain Automaton or a Silens Messor whose chain has become rusted solid around the sprockets. Of course, with roller chains it is easy to find a replacement (unless you are dealing with a Shanks Caledonia) but block chains are seemingly impossible to source, so you need to make the best use of every single one you can lay your hands on.

Block chains consist of three basic parts, which I shall call the block, the link and the pin. The crucial bit to understand is how the chain is assembled. The block should be free on the pin but riveted to the links. This means that when the chain gets rusty through years sitting in a damp shed the pin will seize inside the block, and this is what needs to be freed off to make the chain usable again.

For this you need a small pair of molegrips, a lot of WD40 or similar, quite a bit of patience and a vice. To start with you need to find a link that is not too badly seized so that you can put a 90 degree bend in the chain. The set the chain upright in the vice, making the jaws hold the ends of the pins at either end of a link, leaving the block projecting from the vice. Apply lots of WD40, then set the molegrips tight on the block (as shown in the picture below) and try to move it gently one way and the other. Do not force it as you will move the rivet. Usually some looseness appears quite quickly and you just work that up until the block is free through 180 degrees on the pin. Then move onto the next block, then the other end of the next block until you are back at the start. As I say, a lot of patience is needed!



The molegrips don't seem to mark the blocks although you need to get them very tight so that there is no movement, as this is when marks will start to appear. Not surprisingly, a chain that has been freed off from a rusty state will often be quite worn, but this is preferable to having no chain at all or one that has half its links so stiff that the mower cannot be pushed along smoothly.

SOUVENIRS

CLOTHING & INSIGNIA

Fleece	£20.00
Sweat Shirt	£15.00
Polo Shirt or Pilot Shirt (available small, medium, large, extra large)	£14.00
Baseball Cap	£6.00
Sew on Badge	£5.00
Pin Badge	£2.00
Key Fob	£1.00
Car Sticker (round)	£1.00
2005 Tool Rolls	£5.00
2006 Tape Measures	£5.00
Exhibit Log Sheet	£0.10
Loan of Banner (must be booked)	Free

TRANSFERS

We have introduced a new numbering system for all transfers to make it easier for members to stipulate the correct design when ordering. Please be sure to quote the part number in all correspondence and especially with your order. **Please note that there has been a new addition this time, and a much larger size 'ATCO' logo transfer is now available.**

PART No	ITEM	DETAILS	PRICE
AT01	Atco Standard Set Of 4	For 1920s Atco Motor Mowers with no grass box	£10.00
AT02	Atco Standard Set Of 6	For 1920s Atco Motor Mowers with grass box	£15.00
AT03	Atco Motor Mower Individual	For 1920s Atco Motor Mower	£3.00
AT04	Atco CHP Round Individual	Round CHP Ltd for 1920s Atco Motor Mower	£3.00
AT05	Atco (162 x 41mm)	Normal ATCO logo	£4.00
AT06	Atco (133 x 34mm)	Normal ATCO logo	£4.00
AT07	Atco (75 x 19mm)	Normal ATCO logo	£4.00
AT08	Atco George VI Crest		£10.00
AT09	Atco Cutter Release		£2.00
AT10	Atco (273 x 70mm) NEW	Normal ATCO logo	£7.00
AU01	Automower (149x97mm)		£6.00
FOL01	Folbate (163x27mm)		£3.00
JP01	JP Super Lawnmowers	75x123mm oval with wording around edge	£3.00
JP02	JP Normal	52x103mm without wording	£3.00
JP03	JP Minimower Version 1	73x44mm oval with straight lettering	£3.00
JP04	JP Minimower Version 2	80x45mm oval with italic lettering	£3.00
JP05	JP Maxees Version 1	115x55mm oval with Maxees than JP	£3.00
JP06	JP Maxees Version 2	110x63mm oval with JP larger than Maxees	£3.00
JP07	JP Maxees Mk3 Scraper	122x41mm	£3.00
JP08	JP Maxees Sideplate	123x60mm	£3.00
JP09	JP Minor Version 1	Oval	£3.00
Q01	Qualcast Panther	Chain cover 254x126mm	£7.00
Q02	Qualcast Panther	Panther on logo for Panther/Super Panther 129X108mm	£5.00
R01	Ransomes Scroll	130mm	£2.00
R01a	Ransomes Script	To go with R01 included in price	
R02	Ransomes Scroll	200mm	£3.00
R02a	Ransomes Script	To go with R02 included in price	
R03	Ransomes Scroll	300mm	£5.00
R03a	Ransomes Script	To go with R03 included in price	
R05	Ransomes	Grey Crest 70x90mm rectangular for later models	£4.00
R06	Ransomes	Oil Levels	£3.00
RE01	Royal Enfield	190x126mm oval for Grassbox	£8.00
SU01	Suffolk Super Punch	17" Dual Drive, 202x190mm for grass box	£10.00
SU02	Suffolk Punch	Dual Drive Mark 7, 228x223mm for grass box	£10.00
SU03	Suffolk Super Punch	14" Super Punch, 35x170mm modern design	£6.00
SU04	Suffolk Super Colt	Super Colt, 135x170mm modern design	£6.00
SU05	Suffolk Punch	Punch, 86x95mm modern design	£3.00
W01	Webb Wizard	197x62mm	£3.00
Z01	Pull Fast Return Slow		£1.50
Z02	King George VI Crest	Plain without wording underneath	£10.00
Z03	QE2 Plain Crest 6147	135 x 140mm	£10.00
Z04	QE2 Plain Crest 6146	180 x 185mm	£10.00

Members can view colour versions of transfers on the Club website at: www.oldlawnmowerclub.co.uk/transfers/transfer.htm

PUBLICATIONS

Directory of Lawnmower Models	£6.00
& Manufacturers (can be supplied on 3.5in PC disk on request)	
Set of seven old black and white photographs	£10.00

ORDERING ITEMS

Send **all** orders to Bernard Robinson, Old Lawnmower Club, 10 Burchester Avenue, Headington, Oxford OX3 9NA. **Cheques payable to: 'The Old Lawnmower Club'. PayPal and Nochex accepted (send email for details). Please allow plenty of time for delivery.**

RANSOMES' LAWN MOWERS.

"PATENT PONY," "SPECIAL PONY" AND "DONKEY."



"DONKEY."
 24 in. with sliding box ... £21 0 0
 24 in. with patent grass delivery .. £24 10 0
 "PATENT PONY" AND "SPECIAL PONY."
 26 in. with sliding box ... £31 0 0
 30 in. with sliding box ... £36 0 0
 26 in. with grass delivery .. £34 0 0
 30 in. with grass delivery .. £39 0 0

"No. 13 HORSE."




With sliding box.		With patent grass delivery.	
30 in. ..	£50 0 0	30 in. ..	£54 10 0
36 in. ..	£56 10 0	36 in. ..	£61 0 0
42 in. ..	£61 10 0	42 in. ..	£66 0 0

42 in. and 36 in. MOTOR LAWN MOWERS




42 in. double cylinder .. £340
 36 in. £285
 30 in. water-cooled £185
 20 in. air-cooled £120
 24 in. £115




30 in. MOTOR LAWN MOWER.

16 in., 18 in. and 20 in. MOTOR LAWN MOWERS.

Fitted with Ball Bearings—20 in. Model Illustrated.




16 in. £45
 20 in. £60
 24 in. (light) £72 10
 A second clutch is supplied as a standard fitting with the 16 in. and 24 in. Machines, and included in the above prices. The 20 in. Machines can be supplied with second clutch if mention is made when ordering at £2 10 0 extra.
 Transport carriage £1 17 6 extra.




M.P. MOWER PUSHER.

RANSOMES' "TRIPLE" MOWER. ALL STEEL FRAME.
 The most economical for fairways.



Width of Cut, 7 ft. Weight, 5 cwt. 3 qr. 19 lb. Price, £125.

MOWER PUSHER, complete with fitting attachment
 20 in. PATENT CHAIN AUTOMATON LAWN MOWER .. £38 0 0
 PATENT "IDEAL" MOWERS. .. £13 10 0



THE HIGH-WHEEL GOLF COURSE MOWERS.
 32 in. size .. £52 10 0 16 in. size .. £56 10 0
 Grass Collector £8 15 0 Grass Collector £9 10 0

RANSOME, SIMS & JEFFERIES, LTD., Orwell Works, Ipswich.

FOR DISCOUNTS, ETC., SEE INSIDE BACK COVER.